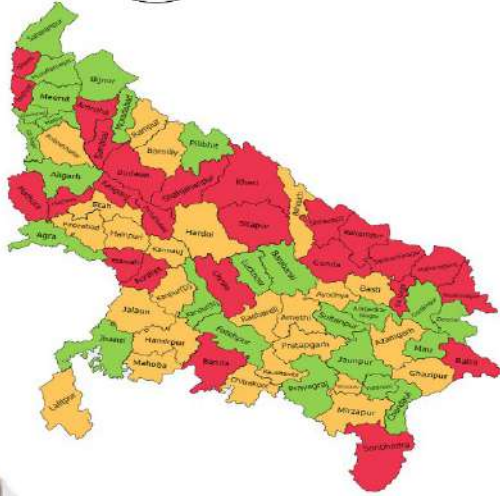


75
Azadi Ka
Amrit Mahotsav



G20
भारत 2023



जिला सुशासन सूचकांक District Good Governance Index



Indian Institute of Public Administration
IP Estate, Ring Road, New Delhi - 110002



प्रशासनिक सुधार और लोक शिकायत विभाग
DEPARTMENT OF
ADMINISTRATIVE REFORMS &
PUBLIC GRIEVANCES



IIPA Team

Sh. S. N. Tripathi

Prof. (Dr.) Charru
Malhotra

Dr. Pawan K. Taneja

Genesis of the Study

- Regional Conference on “Strengthening the State Institutes of Public Administration” Hon’ble CM Sh. Yogi Adityanath expressed the need for Development of District Level Good Governance Index (DGGI) for improved transparency accountability and citizen-friendly effective administration (Nov. 2021).
 - Union Minister Dr. Jitendra Singh announced that DARPG, GOI and Indian Institute of Public Administration (IIPA), New Delhi will assist UP Government to develop First Ever DGGI for largest & most populous state.
- April 18, 2022: IIPA team met Sh. Durga Shanker Mishra IAS, Chief Secretary, UP to kick start the Project after Vidhan Sabha Elections
 - Team UP **Sh. Ravindra Naik**, IAS (Principal Secretary, Administrative Reforms & Public Service Management Department), **Sh. Alok Kumar**, IAS (Principal Secretary, Planning, Programme Implementation & Science and Technology Department), **Sh. L. Venkateshwarlu**, IAS (DG , UPAAM) , **Dr. Sheel Asthana** (Director) **Sh Amrit Tripathi** Spl Secretary Planning Director Economics & Statistics **Sh Vivek** Spl Secretary Planning Director Economics & Statistics **Ms. Alka Bahuguna Dhaundiya** (Joint Director, Planning) worked out the study details.



Research Process

- **Consultations:** 23 rounds of online & offline consultations held with DARPG, DMs and other state-level officials of UP & JK, to receive respective inputs from all the stakeholders.
- **Capture & validate data for**
 - 18 Divisions - 75 districts from 80 Govt. Departments
 - 10 sectors- every sector was given equal weights
 - 68 indicators with differential weightage
 - 138 data points
- Since this exercise was being undertaken for the first time, it was appropriate to use a **direct method of calculation instead of delta improvement** to establish a baseline for next year.
- **Data Source:** Captured only from published/Existing source captured by Government of UP



• Agriculture and Allied Sector Indicators

○ Production of Food Grains	0.20
○ Production of Horticulture	0.20
○ Production of Milk	0.10
○ Production of Eggs	0.10
○ Crop Insurance (PMFBY)	0.10
○ Agriculture Mandis Enrolled in e-Market	0.05
○ Increase in Agricultural Credit	0.05
○ Kisan Credit Cards (KCC) Issued	0.10
○ Percentage of Animals Vaccinated	0.10

Data Analysis

- Following two equations have been used to normalise the indicator values:

- **For Positive indicator** $Score = \frac{x-min}{max-min}$

- **For Negative indicator** $Score = \frac{max-x}{max-min}$

Where:

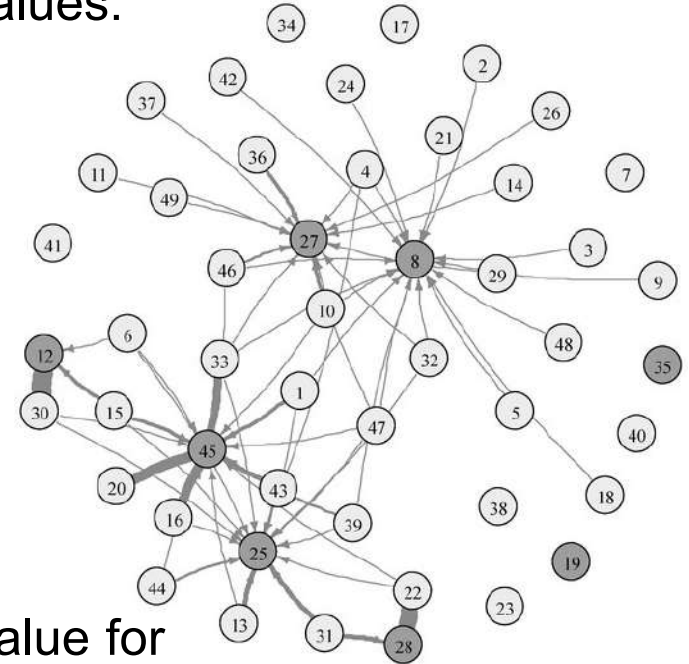
Positive Indicator = for which Higher value is better

Negative Indicator = for which Lower value is better

Max = Highest indicator value among the districts

Min = Lowest indicator value among the districts

- After the normalisation of raw data for all indicators the normalised value for each of them was multiplied with their respective weightage to obtain the indicator value.
- Weighted score of each sector summed up and arranged in descending order to rank districts.
- Scores of all districts in a division were averaged to calculate division score and arranged them in descending order to rank them.





Shri Narendra Modi
Hon'ble Prime Minister of India






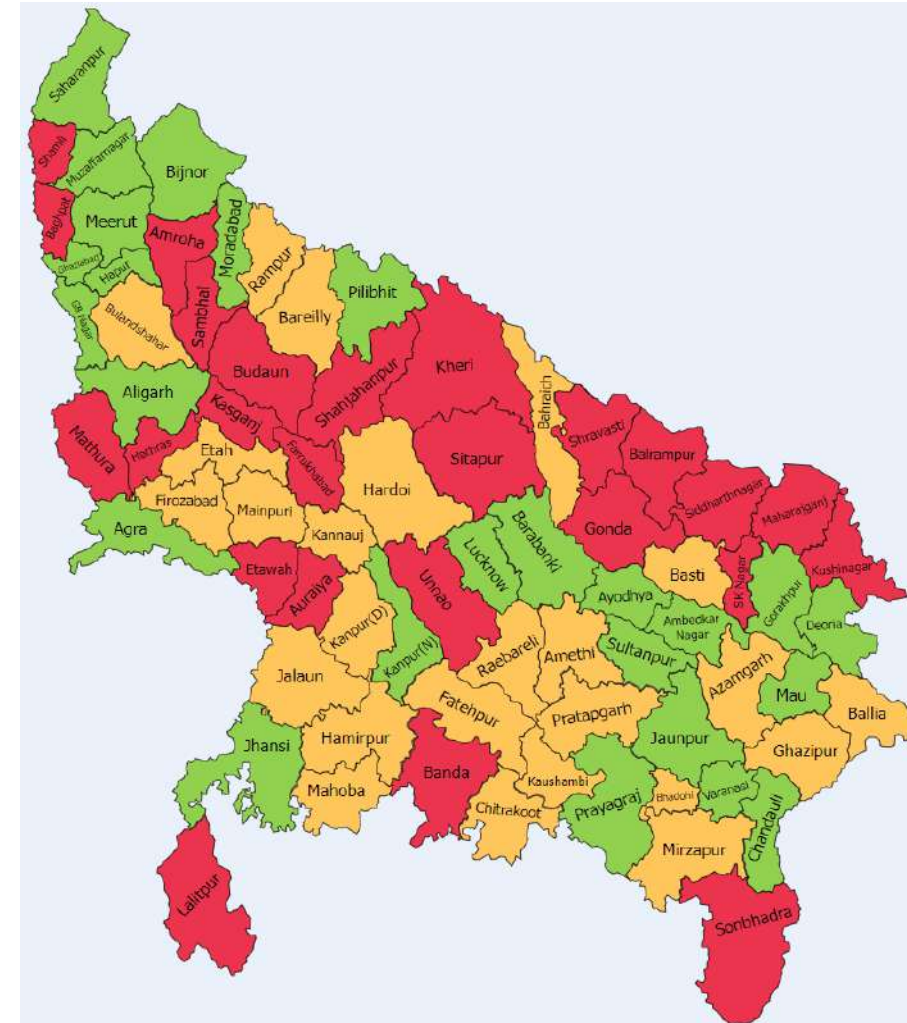
जिला सुशासन सूचकांक 2022 District Good Governance Index 2022



Shri Yogi Adityanath
Hon'ble Chief Minister of Uttar Pradesh

Results & Findings

-  Achievers Districts
-  Performer Districts
-  Aspirant Districts



Composite Ranking: Divisional

Key Findings

- **Varanasi Division** tops among all Divisions followed by Meerut and Ayodhya
- **Devipatan division** scores least among all divisions
- However, overall the gap between the top and bottom performer is just 0.73 (approx.) points which is not very significant.
- Further, overall ranking score of Varanasi Division is not very high as it is less than 5 out of total score of 10.



Sectoral Ranking Achiever and Aspirant Divisions

Key Findings

- **Vindhyachal Division** has shown good performance in Economic Governance & Financial Inclusion sector.
 - But Division's team has to work extensively hard in Industry & Commerce, agriculture & allied sector, Environment and Citizen-Centric Governance sectors' Indicators.
- **Devipatan Division** has topped in Public health
 - But needs to work hard on HRD, Deconomic Governance & Financial Inclusion.
- Division heads need to lead performance in Agriculture & Allied, Industry & Commerce and Social Welfare & Development sector Indicators as the performance gap among districts in these sectors is very high leading to overall lower scores and low national ranking.

Sector	Rank 1	Rank 18
Agriculture & Allied Sector	Agra (0.377)	Vindhyachal (0.200)
Industry & Commerce	Meerut (0.456)	Vindhyachal (0.097)
Human Resource Development	Vindhyachal (0.601)	Devipatan (0.303)
Public Health	Devipatan (0.579)	Aligarh (0.334)
Public Infrastructure & Utilities	Meerut (0.580)	Devipatan (0.428)
Economic Governance & Financial Inclusion	Vindhyachal (0.540)	Devipatan (0.244)
Social Welfare & Development	Ayodhya (0.499)	Azamgarh (0.359)
Judiciary & Public Safety	Azamgarh (0.656)	Prayagraj (0.512)
Environment	Jhansi (0.611)	Vindhyachal (0.330)
Citizen-Centric Governance	Saharanpur (0.839)	Vindhyachal (0.652)
Overall	Varanasi (0.479)	Devipatan (0.411)

Achiever Districts

Key Findings

- Ghaziabad ranked 1 in overall ranking and its also topped in Public Infrastructure & Utilities and ranked no. 2 in Industry & Commerce
- GB Nagar in three sector namely Industry & Commerce, Economic Governance & Financial Inclusion and Social Welfare & Development but in overall ranking it ranked number 2
- Aligarh topped Agriculture & Allied sector, Ambedkar Nagar in Human Resource Development, Chitrakoot in Public health, Azamgarh in Judiciary & Public Safety, Jalaun in Environment and Shamli in Citizen-Centric Governance
- Varanasi Ranked overall third as well as in Public Infrastructure & Utilities, Economic Governance & Financial Inclusion.

Sector	Rank 1	Rank 2	Rank 3
Agriculture & Allied Sector	Aligarh	Bulandshahar	Hardoi
Industry & Commerce	GB Nagar	Ghaziabad	Lucknow
Human Resource Development	Ambedkar Nagar	Sonbhadra	Sultanpur
Public Health	Chitrakoot	Shravasti	Saharanpur
Public Infrastructure & Utilities	Ghaziabad	Lucknow	Varanasi
Economic Governance & Financial Inclusion	GB Nagar	Bhadohi	Varanasi
Social Welfare & Development	GB Nagar	Sultanpur	Moradabad
Judiciary & Public Safety	Azamgarh	Lalitpur	Ambedkar Nagar
Environment	Jalaun	Chitrakoot	Prayagraj
Citizen-Centric Governance	Shamli	Muzaffarnagar	Moradabad
Overall	Ghaziabad	GB Nagar	Varanasi

Aspirant Districts

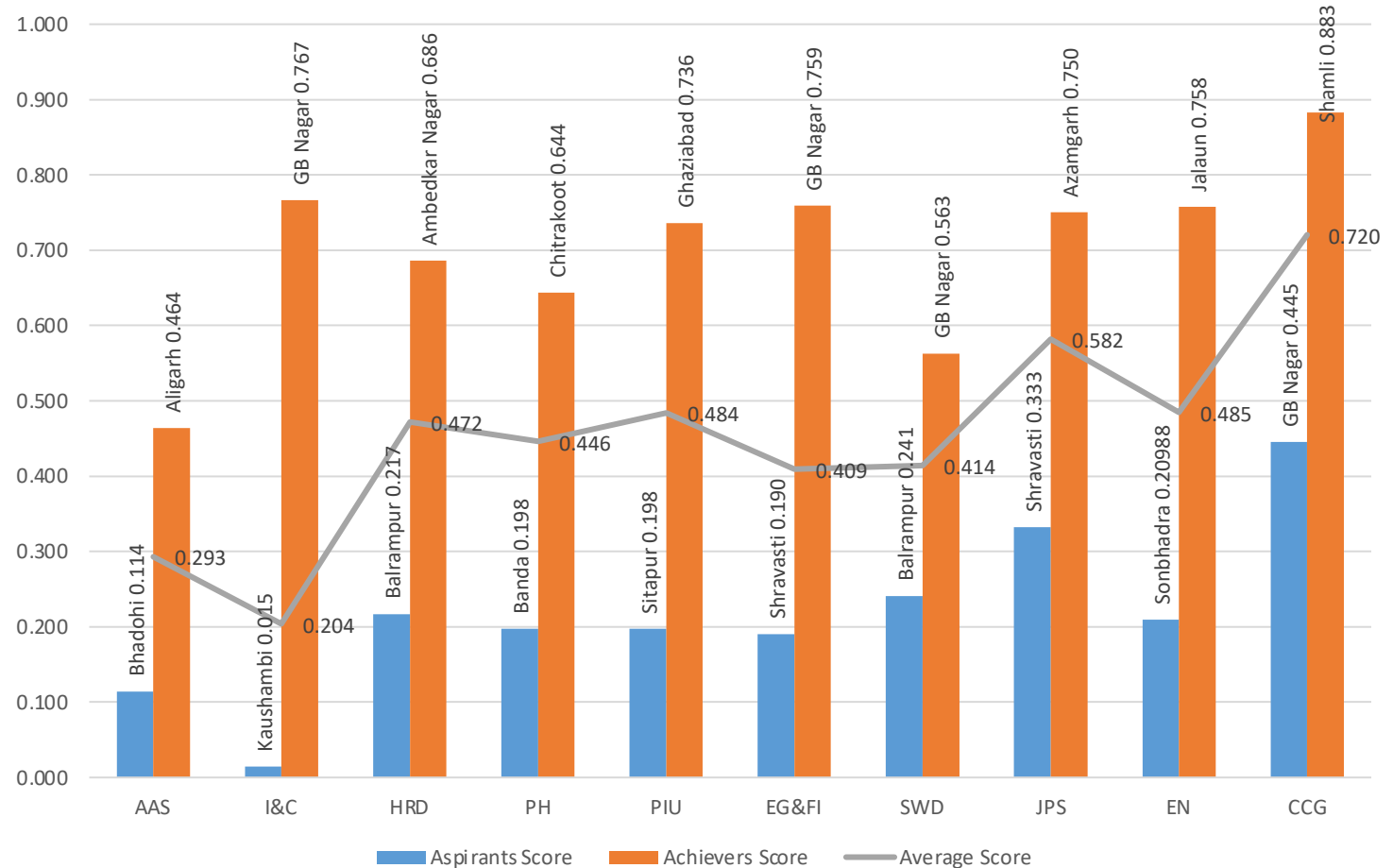
Key Findings

- Shrasvasti is most rearward district in UP in overall ranking also in Economic Governance & Financial Inclusion, Judiciary & Public Safety, Agriculture & Allied Sector and Industry & Commerce.
- Bhadohi in agriculture & allied, Kaushambi industry and commerce, Sitapur in Public Infrastructure & Utilities Balrampur in Social Welfare & Development
- District Sonbhadra is most lagging in both and Environment and Industry and Commerce.
- District Banda in lagging in both Public health and Economic Governance & Financial Inclusion
- Although GB Nagar Ranked 2 in overall ranking but has ranked least in Citizen-Centric Governance sector

Sector	Rank 75	Rank 74	Rank 73
Agriculture & Allied Sector	Bhadohi	Shravasti	Shamli
Industry & Commerce	Kaushambi	Shravasti	Sonbhadra
Human Resource Development	Balrampur	Mathura	Shamli
Public Health	Banda	Kasganj	Etah
Public Infrastructure & Utilities	Sitapur	Fatehpur	Barabanki
Economic Governance & Financial Inclusion	Shravasti	Banda	Gonda
Social Welfare & Development	Balrampur	Auraiya	Baghpat
Judiciary & Public Safety	Shravasti	Baghpat	Kanpur Dehat
Environment	Sonbhadra	Mirzapur	Unnao
Citizen Centric Governance	GB Nagar	Chandauli	Gorakhpur
Overall	Shravasti	Sitapur	Sambhal

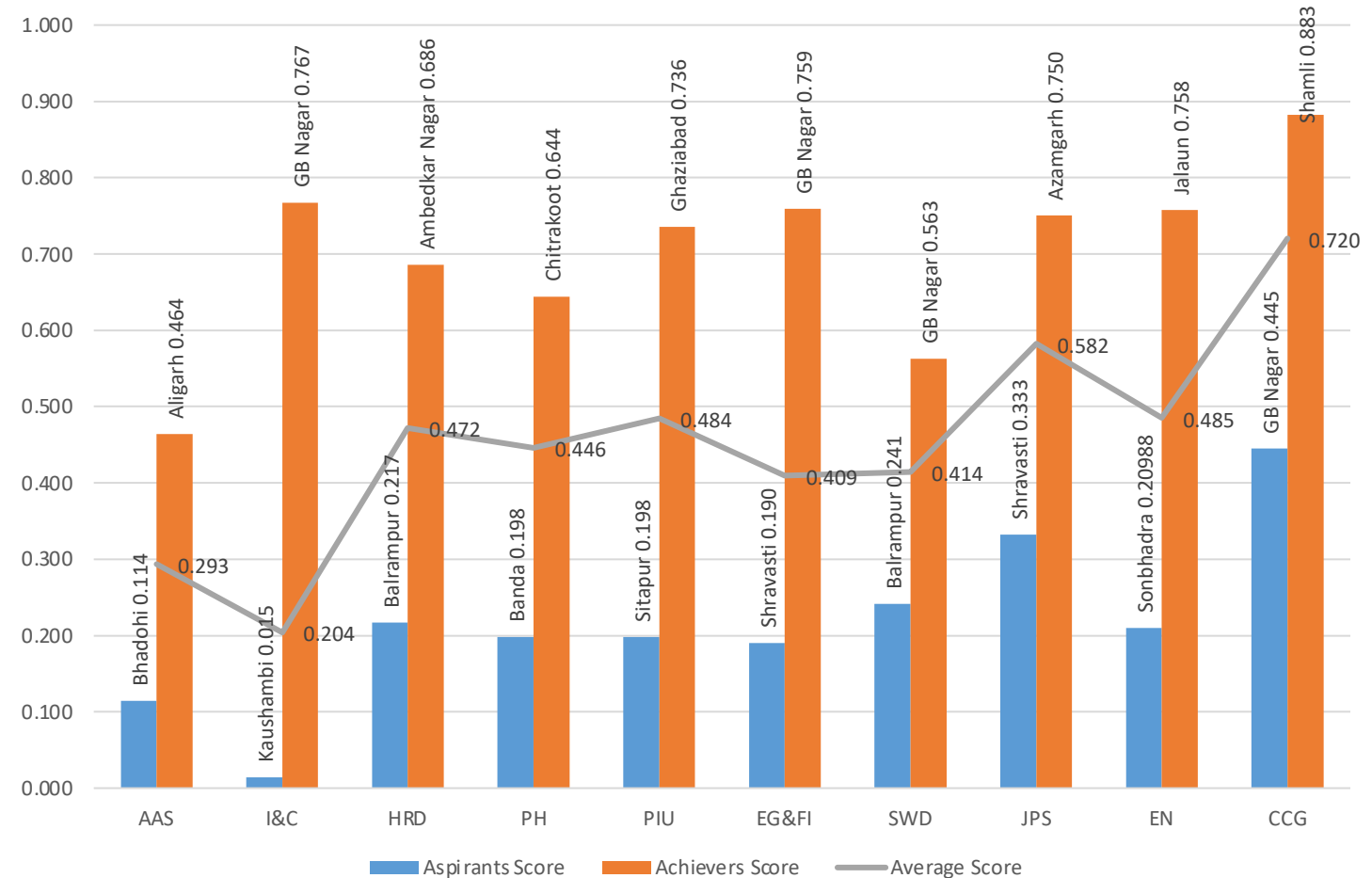
Sector-Wise Performance (1)

- Indicators in Citizen-Centric Governance sector are best performing across all districts as score (0.883) of achiever district sector is near to 1 and average score (0.720) is also significantly higher.
- Similar trend is visible for Judiciary & Public safety sector



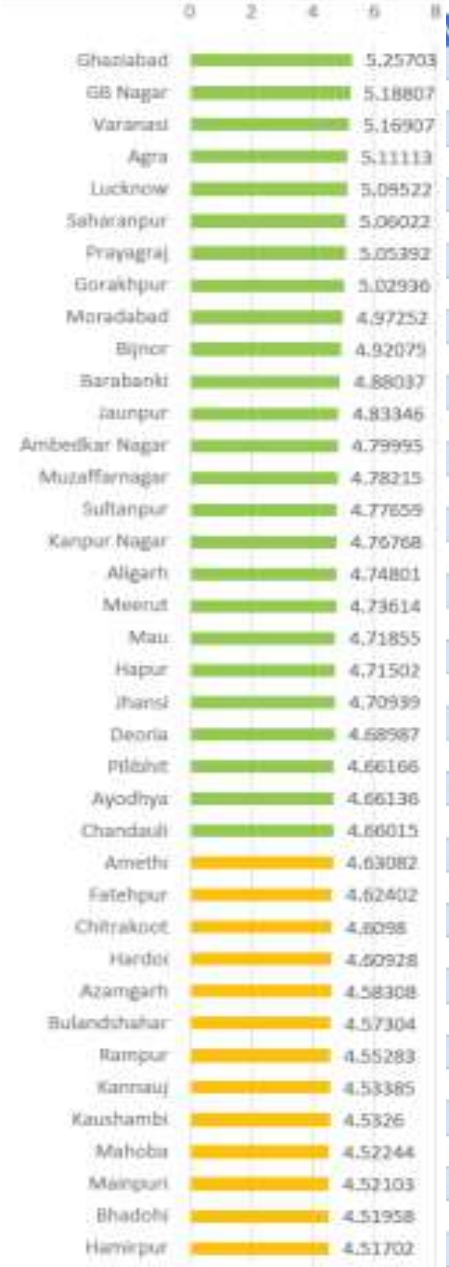
Sector-Wise Performance (2)

- Performance gap between the achiever and aspiring districts is highest in Industry & Commerce Sector and average score is also least.
- Though UP has scored second highest delta ranking in Industry and Commerce in GGI II but to maintain the same it has to reduce the gaps across districts on Indicators of this sector.
- In agriculture & allied sector average, achiever and aspirant performance is less than 0.5.

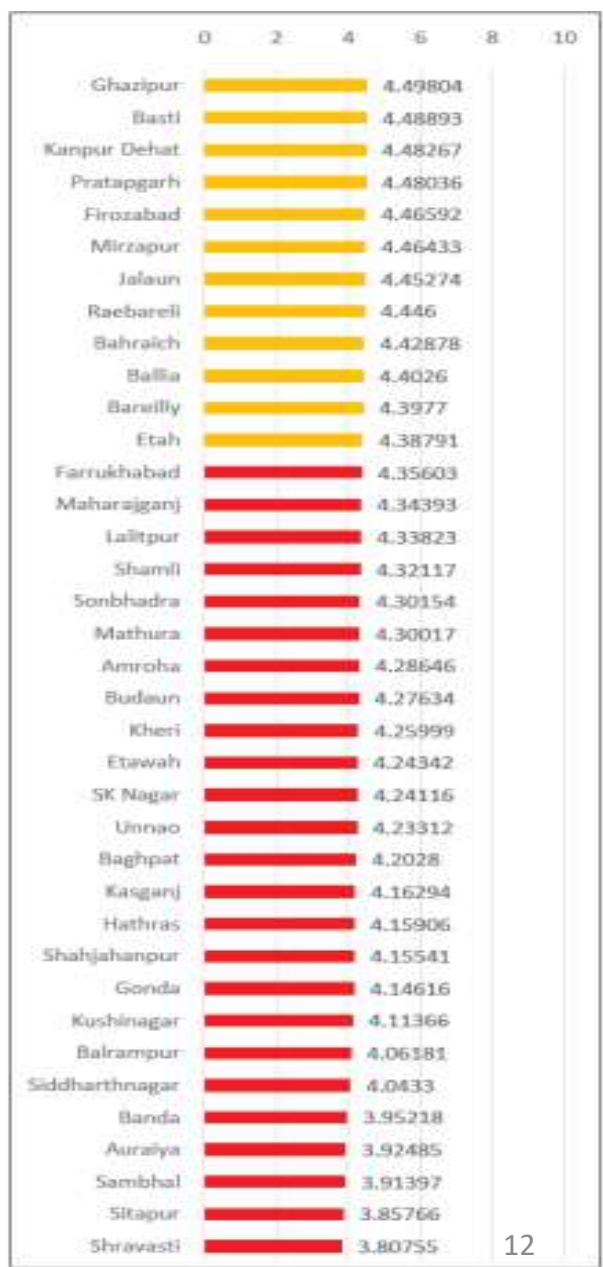


Overall Ranking and Scores of 75 Districts of UP

RANK	DISTRICT	SCORE
1	Ghaziabad	5.25703
2	GB Nagar	5.18807
3	Varanasi	5.16907
4	Agra	5.11113
5	Lucknow	5.09522
6	Saharanpur	5.06022
7	Prayagraj	5.05392
8	Gorakhpur	5.02936
9	Moradabad	4.97252
10	Bijnor	4.92075
11	Barabanki	4.88037
12	Jaunpur	4.83346
13	Ambedkar Nagar	4.79995
14	Muzaffarnagar	4.78215
15	Sultanpur	4.77659
16	Kanpur Nagar	4.76768
17	Aligarh	4.74801
18	Meerut	4.73614
19	Mau	4.71855
20	Hapur	4.71502
21	Jhansi	4.70939
22	Deoria	4.68987
23	Pilibhit	4.66166
24	Ayodhya	4.66136
25	Chandauli	4.66015
26	Amethi	4.63082
27	Fatehpur	4.62402
28	Chitrakoot	4.6098
29	Hardoi	4.60928
30	Azamgarh	4.58308
31	Bulandshahar	4.57304
32	Rampur	4.55283
33	Kannauj	4.53385
34	Kaushambi	4.5326
35	Mahoba	4.52244
36	Mainpuri	4.52103
37	Bhadohi	4.51958
38	Hamirpur	4.51702



RANK	DISTRICT	SCORE
39	Ghaziipur	4.49804
40	Basti	4.48893
41	Kanpur Dehat	4.48267
42	Pratapgarh	4.48036
43	Firozabad	4.46592
44	Mirzapur	4.46433
45	Jalaun	4.45274
46	Raebareli	4.446
47	Bahraich	4.42878
48	Ballia	4.4026
49	Bareilly	4.3977
50	Etah	4.38791
51	Farrukhabad	4.35603
52	Maharajganj	4.34393
53	Lalitpur	4.33823
54	Shamli	4.32117
55	Sonbhadra	4.30154
56	Mathura	4.30017
57	Amroha	4.28646
58	Budaun	4.27634
59	Kheri	4.25999
60	Etawah	4.24342
61	SK Nagar	4.24116
62	Unnao	4.23312
63	Baghpat	4.2028
64	Kasganj	4.16294
65	Hathras	4.15906
66	Shahjahanpur	4.15541
67	Gonda	4.14616
68	Kushinagar	4.11366
69	Balrampur	4.06181
70	Siddharthnagar	4.0433
71	Banda	3.95218
72	Auraiya	3.92485
73	Sambhal	3.91397
74	Sitapur	3.85766
75	Shravasti	3.80755



Unique Features at UPDGGI Dashboard

- Within each sector Indicator-wise ranking of each district
- Info-graphic view of performance of each district Vs other district
- Info-graphical performance of district within a division
- Single clickable brief overview of each district ranging from demographic data to indicator wise input data.
- Detailed input data of each district on each data point, which can gives real time information the district level officers about their progress
- Backend of the dashboard has features by which data can be inputted by district level officers.
- It can change values from absolute number to percentage change to see improvement next year.

Sector : Agriculture and Allied Sector
Indicator Ranking : Production of Food Grains

Agriculture and Allied Sector Production of Food Grains

Select Order to Display Print

Indicator	Production of Food Grains
Data Items	Production of Food Grains (MT) 2020-21
Formula	Directly Calculated
Data Source	Agricultural Statistics and Crop Insurance, Uttar Pradesh
Note	Positive Indicator

S. No	District	Production of Food Grains (MT) 2020-21	Score	Ranking
1	Shahjahanpur	1865296	1	1
2	Hardoi	1785109	0.88037	2
3	Kheri	1480583	0.72578	3
4	Aligarh	145880	0.7021	4
5	Budhgam	143585	0.7012	5
6	Azamgarh	1405796	0.68515	6
7	Prayagraj	1380472	0.68032	7
8	Barabanki	1363500	0.65674	8
9	Jaispur	1314871	0.63975	9
10	Barilly	1310062	0.63314	10
11	Bulandshahr	1303635	0.62959	11

District Ranking - Agra Print

The district of Agra under the Agra division has a population of 4,418,797 (2,053,844 females and 2,364,953 males) and spreads across an area of 10,883 Sq. Km. It has 306 villages organized along 15 blocks, six tahsils and 495 gram panchayats. As part of One District One Product (ODOP) Scheme, the district promotes leather products and all handmade products manufactured from stone and marble.
For more details, visit: <https://agranic.in>

अगरा मंडल के अर्थगत जनसंख्या: अगरा की जनसंख्या 4,418,797 (स्त्रीय 2,364,953 और पुरुष 2,053,844) है। इसका क्षेत्रफल 10,883 वर्ग किलोमीटर है। जनसंख्या के अंशित 6 तहसील, 15 ब्लाक और 306 ग्राम पंचायत हैं। अंतरा एक उत्पाद (ODOP) योजना के अंतर्गत चमड़े के उत्पादों और पत्थर और मरबल से बने हुए सभी हस्तनिर्मित उत्पादों को बढ़ावा दे रहा है।

Ranking of District in State	Ranking of District in Division	Ranking of Division in State	Average State Score
4 (6,000)	1 (3,105)	6 (4,604)	4.50727

● Achiever ● Performer ● Aspirant

Division Ranking - Agra Division

Composite Division Ranking	Average State Score
Composite Division Ranking: 6 (4,604)	4.50727

● Achiever ● Performer ● Aspirant

District	Ranking in Division	Score
Agra	1	5.1055
Mirzapur	2	4.53589
Firozabad	3	4.4328
Mathura	4	4.34564

Best Practices



PM AWARDS 2022

UP Districts Awarded Prime Minister's Award for Excellence in Public Administration



- Six Districts of UP has been awarded by PM for best practices in Governance in last 3 years.
- Replicable models in other districts
 - Rampur Innovation like 'Samvardhana' to help malnourished children with nutritional kits made from local food products to eradicate malnutrition needs
 - Massive facelift to Chitrakoot's government schools with Smart classes, inclusive education and improved infrastructure.
 - Inclusive Development through Credit Flow to Priority Sector in Meerut

S. No	District Initiative	District	Award Category	Year of Award
1.	Sanvardhan (Vocal for Local) Initiative	Rampur	Innovation (District)	2022
2.	Samgra Shiksha	Chitrakoot	Samgra Shiksha	2022
3.	PM SVANidhi Yojana	Varanasi, Municipal Corporation	Digital Payments and Good Governance in PM SVANidhi Yojana	2021
4.	ODOP, Kalanamak Rice	Siddarthnagar	Holistic Development through ODOP	2021
5.	Inclusive Development through Credit Flow to Priority Sector	Meerut	Inclusive Development through Credit Flow to Priority Sector	2020
6.	Chandauli Black Rice	Chandauli	Innovation (General) District	2020

Best Practices from Each District

- Report Contain
 - 6 Prime Minister's Awarded Case studies
 - Best practices for each sector.
 - Top 10 Case studies
- 75 Case studies (1 from each district)
- These case studies are replicable within a division and other division's districts.

https://shillabz.com/IRI/UPDGGIY7/case-studies-gautam-budh-nagar-district.php

District	Case Study Title
Aligarh	
Auraiya	
Azamgarh	AZAMGARH DISTRICT Citizen Centric Governance: Innovative System of Accessible and Meaningful Solutions for the Safety and Security of the Citizens.
Balia	
Balrampur	
Banda	
Bareilly	
Basti	
Budaun	
Bulandshahr	
Chitrakoot	
Fatehpur	
Gautam Budh Nagar	
Gorakhpur	
Hamirpur	
Hardoi	
Jalaun	
Jaunpur	
Kheri	
Kushinagar	
Lucknow	
Maharajgarh	
Mahoba	
Aligarh	
Auraiya	
Azamgarh	
Balia	
Balrampur	
Banda	
Bareilly	
Basti	
Budaun	
Bulandshahr	
Chitrakoot	
Fatehpur	
Gautam Budh Nagar	
Gorakhpur	
Hamirpur	
Hardoi	
Jalaun	
Jaunpur	
Kheri	
Kushinagar	
Lucknow	
Maharajgarh	
Mahoba	

AZAMGARH DISTRICT

Citizen Centric Governance: Innovative System of Accessible and Meaningful Solutions for the Safety and Security of the Citizens.

ABSTRACT

Azamgarh district, included among the special districts of Purvanchal, has been divided into 22 blocks, eight tehsils, 26 police stations and 38 police chowkis. An arising challenge in the district was of administrative control due to increased population and area. Due to its communal angle, the district is considered to be hyper-sensitive. Hence, the main purpose of the administration was to implement an effective system to enhance the fair disposal of public complaints. As a result, the police as well as the administration would be able to instill confidence and faith in the general public.

BACKGROUND OF THE CASE STUDY

A fair and innovative system of accessible and meaningful solutions was ideated and implemented by the government and the police of Azamgarh district for effective and fast disposal of public complaints, being operated from June 2022. The administration made some arrangements at various levels to develop confidence in the public domain about security and safety. A new method of redressal of complaints was made by the police of Azamgarh for fair and quality disposal of public complaints. Additionally, a helpline number (8354960010) was released and circulated among the general public for the reporting of complaints anonymously.

OBJECTIVES AND SCOPE OF THE CASE STUDY

The primary objective of the district administration was to ensure the safety and security of its population by enforcing a five-level quality grievance disposal system along with an accessible helpline number which would give effective and timely response to them.

An active system could encourage the neighboring districts to adopt a similar approach and replicate the five-level system to resolve the grievances of the general public. This would rapidly decrease the economic and social crimes, thus, leading to an increase in the confidence in the police and administration and a sense of security developed among the people.

KEY FEATURES

A five level effective system with specific features was implemented to resolve the grievances within 24 hours in each case.

ALIGARH DISTRICT

Agriculture and Allied Sectors: Promotion of Agricultural Enterprises Through Farmer Producer Organisations (FPOs) with the Case Study of Komalika Farmer Producer Company Limited.

BACKGROUND OF THE CASE STUDY

A total of 20 Farmers' Producer Organisations (FPOs) are operating in the district of Aligarh under the direction of the District Magistrate. Establishment of the farm machinery bank by four FPOs was facilitated by the department of agriculture of the district. This was done by providing a grant of 80% of the project cost amounting to 12 lakh rupees to each of the 20 FPOs. In addition, the department of agriculture facilitated the creation of five FPOs to establish sales centers for seeds, agrochemicals, and fertilizer.

The Chief Executive Director (CED) of FPO is Shri Rajendra Prasad Pachauri, from the same village. Out of the 20 FPOs, Komalika Farmers Producers Company Ltd, formed on July 17, 2019 has 1510 members.

OBJECTIVE AND SCOPE OF THE CASE STUDY

The FPOs were formed with the objective of seed production in the district.




Fig 1: Seed processing unit and godown founded by Komalika Farmer Producer Company Limited

Discussions & Way Forward

Action Plan

UP Performance in National Good Governance

- In Industry and commerce sector UP score was second highest among all state of India in GGI-2021.
- Citizen-Centric Governance' is at core for Governance in UP
 - UP Ranked 2 in with 17.3% contribution to the overall UP score of Good Governance.
- Indicators in Judiciary & Public Safety and Social Welfare & Development sectors have shown overall growth over 2019 GGI.
 - *'Availability of Police Personnel'* from 48.13% to 73.07%. & *'Proportion of Women Police Personnel'* has improved by 5.78%

Sector -GGI	GGI Score, 2019 (GGI-I)	% Contribution (2019)	GGI Score, 2021 (GGI-II)	% Contribution (2021)
Agriculture & Allied Sector	0.45	10.4%	0.435	9.4%
Commerce & Industry	0.89	20.6%	0.68	14.7%
Human Resource Development	0.61	14.1%	0.568	12.3%
Public Health	0.18	4.2%	0.167	3.6%
Public Infrastructure & Utilities	0.59	13.7%	0.537	11.6%
Economic Governance & Financial Inclusion	0.47	10.9%	0.337	7.3%
Social Welfare & Development	0.35	8.1%	0.448	9.7%
Judiciary & Public Safety	0.23	5.3%	0.322	7.0%
Environment	0.55	12.7%	0.333	7.2%
Citizen-Centric Governance			0.802	17.3%
Overall	4.25		4.628	

Sector-wise Contribution to UP DGGI Score among Achievers Districts

- Citizen-Centric Governance is major contributor DGGI Score of all top performing districts.

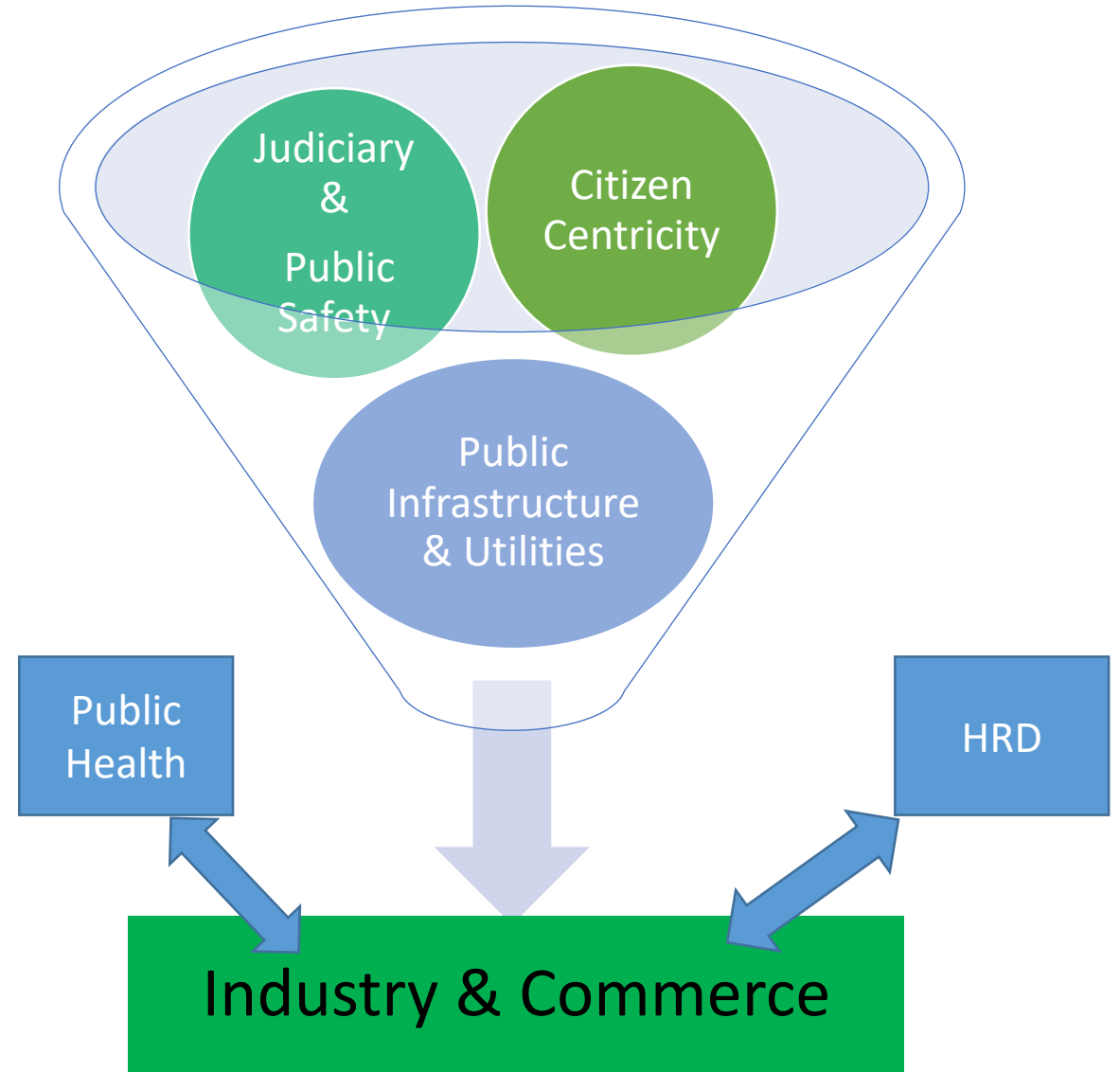
- Public Infrastructure & Utilities and Judiciary & Public Safety sectors are the second best contributors to the performance of these districts.

- Human Resource Development and Public health Sector are the next area of governance contributing for these districts.

	Ghaziabad		GB Nagar		Varanasi		Agra	
Sector	DGGI Score	% Contri	DGGI Score	% Contri	DGGI Score	% Contri	DGGI Score	% Contri
Agriculture & Allied Sector	0.18	3.4	0.1927	3.7	0.2506	4.8	0.4205	8.2
Industry & Commerce	0.6919	13.2	0.7668	14.8	0.3779	7.3	0.5143	10.1
Human Resource Development	0.4749	9.0	0.4817	9.3	0.5899	11.4	0.425	8.3
Public Health	0.5634	10.7	0.5181	10.0	0.5577	10.8	0.5587	10.9
Public Infrastructure & Utilities	0.7357	14.0	0.4946	9.5	0.6432	12.4	0.4072	8.0
Economic Governance & Financial Inclusion	0.3634	6.9	0.7593	14.6	0.6329	12.2	0.5723	11.2
Social Welfare & Development	0.4875	9.3	0.5628	10.8	0.4316	8.3	0.4235	8.3
Judiciary & Public Safety	0.6477	12.3	0.6079	11.7	0.6455	12.5	0.5952	11.6
Environment	0.3599	6.8	0.3591	6.9	0.3565	6.9	0.3845	7.5
Citizen-Centric Governance	0.7528	14.3	0.4451	8.6	0.6833	13.2	0.8099	15.8

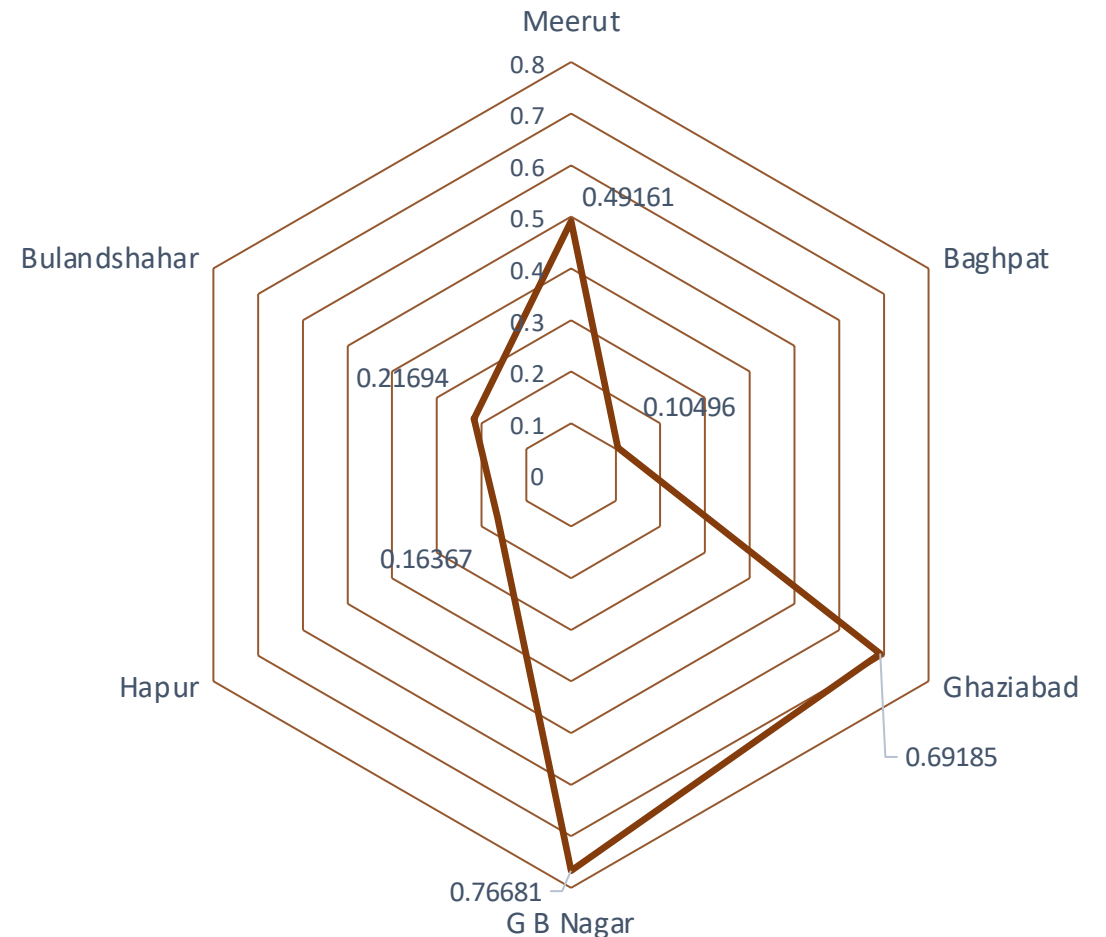
UP Model of Good Governance

- Citizen-Centricity the foundation of UP Model of Good Governance.
- Industry & Commerce Sectors has shown more than 2/3 delta improvement from GGI-2019 is mainly due to increased investors confidence in UP with
 - Improved law, order situation
 - Better Public Infrastructure & Utilities added over last few years.
- To maintain same level of Delta improvement in Industry & Commerce
 - Gaps across district needs to be reduced.
 - Increased focus on HRD Indicators to fulfill the aspiration of the industry in terms of supply of required skilled human Capital in UP and across India
 - Better Public Health Facilities sustain working population
 - Agriculture and Allied sector is core for UP efforts should be done to improve productivity with better financial and marketing facilities to the farmers



Roadmap Forward

- **Divisional/District Administration**
 - Each Divisional Commissioner should design and develop a sectoral capacity-building programme for each district.
 - Follow nearest benchmark best practices in the given Division.
 - For Example, in Meerut Division in Industry & Commerce sector, best practices of GB Nagar can be applied in Ghaziabad and Meerut considering performance radar.



Roadmap Forward

- **Action Plan for UP State Government**

- Institute Chief Minister Award for Good Governance Practices to promote healthy competition and motivate the district administration to improve its ranking and performance.
- DGGI- 2022 should be base line for Annual Ranking based on delta improvement score.
- Usage of UPDGGI Dashboard for monthly review of progress on select indicators.
- Design and develop a district governance index which should cover state-specific aspirations to take evidence-based governance at the next level with IIPA support.

- **Action Plan for the Gov and other States**

- Considering success of large state like UP, other state governments should also develop DGGI for their states to promote healthy competition among districts in each state.
- DARPG may consider developing a national portal for all 768 districts with help of IIPA.
- Efforts should be made to gain api codes of the web portals developed for the monitoring of both central and state government schemes.

UP '*Soch*' and '*Approach*'



Today, Uttar Pradesh has become a hope for the world and is driving the country's overall growth. The state is now known for good governance, peace, law & order, and stability. UP has also benefitted greatly from the work that has been done to increase social, physical, and digital infrastructure. The state is witnessing holistic development and has changed its '*soch*' and '*approach*' for ease of doing business.

Narendra Modi, Prime Minister

जिला सुशासन सूचकांक 2022 District Good Governance Index 2022 Dashboard

<https://www.iipa.org.in/cms/public/page/DGGI>

Thank You