



सत्यमेव जयते

# DISTRICT GOOD GOVERNANCE INDEX GUJARAT



Department of Administrative Reforms  
and Public Grievances, Government of India

21 MAY 2023



# GUJARAT PERFORMANCE IN GOOD GOVERNANCE INDEX 2021

## Good Governance Index

GGI 2021 released by Hon'ble Home Minister Shri Amit Shah on 25<sup>th</sup> December 2021, the Good Governance Day

Gujarat topped the composite ranking in GGI 2021 and registered an incremental growth of **12.3%** over GGI 2019, the only State to register double digit improvement in Governance indicators

Following five sectors (out of 10) contributed to the stellar performance by Gujarat

- ✓ Human Resource Development : 4.7%
- ✓ Public Infrastructure & Utilities : 4.8%
- ✓ Economic Governance : 9.2%
- ✓ Social Welfare & Development : 17.8%
- ✓ Judiciary & Public Safety : 18.3%



# District Good Governance Index (DGGI) of GUJARAT

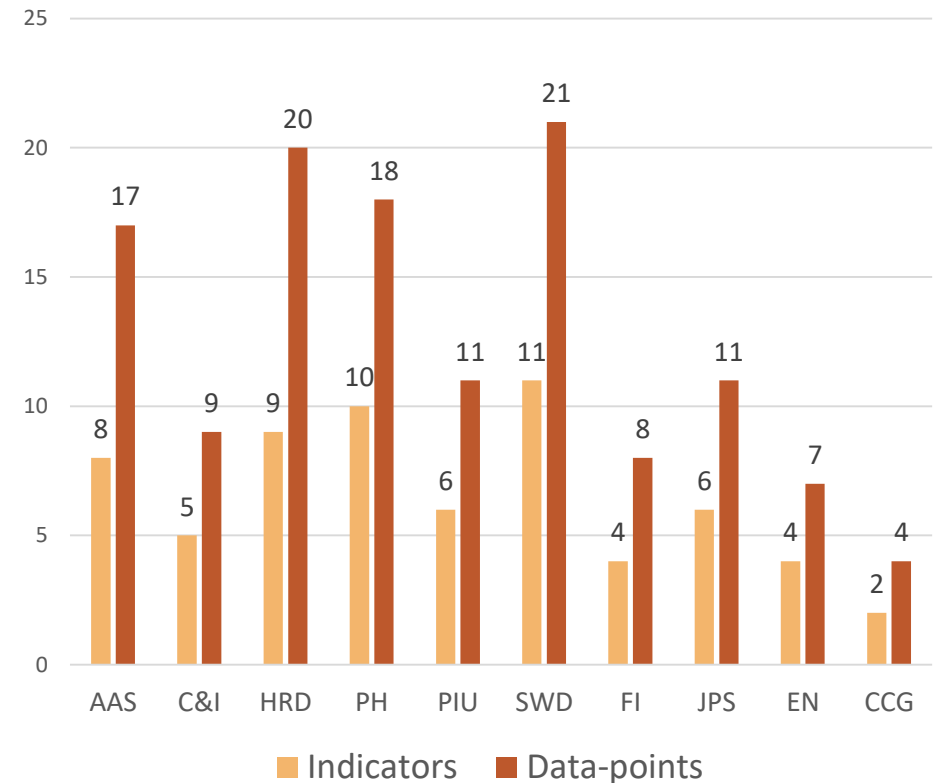
- A uniform tool across Districts of Gujarat to assess the **Status of Governance** and impact of various interventions taken up by Central and State Governments

**Documents the Gujarat Model of Governance**



# Data-driven Governance Sectors

- DGGI is structured into 10 Governance Sectors
- 65 citizen centric outcome/output-based indicators are used in assessing Governance in the Districts
- 126 data points with authentic data sources used
- District Collectors and AR Department played key role both in indicator selection and data compilation

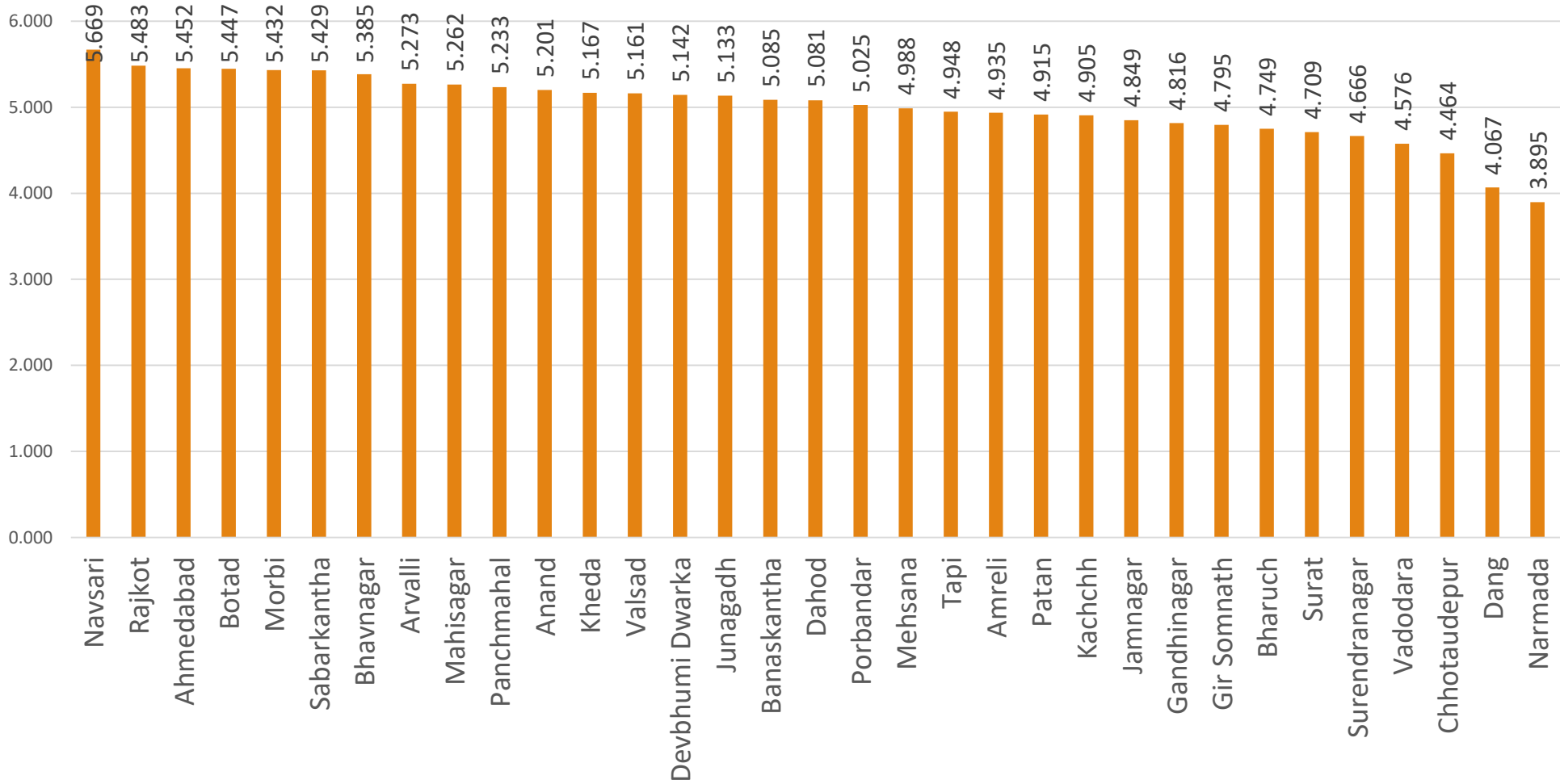


AAS – Agriculture & Allied Sector  
 C&I – Commerce & Industry  
 HRD – Human Resource Development  
 PH – Public Health  
 PIU – Public Infrastructure and Utilities

SWD – Social Welfare & Development  
 FI – Financial Inclusion  
 JPS – Judiciary & Public Safety  
 EN – Environment  
 CCG – Citizen Centric Governance



# Composite Ranking of DGGI Gujarat





# Top Performing Districts

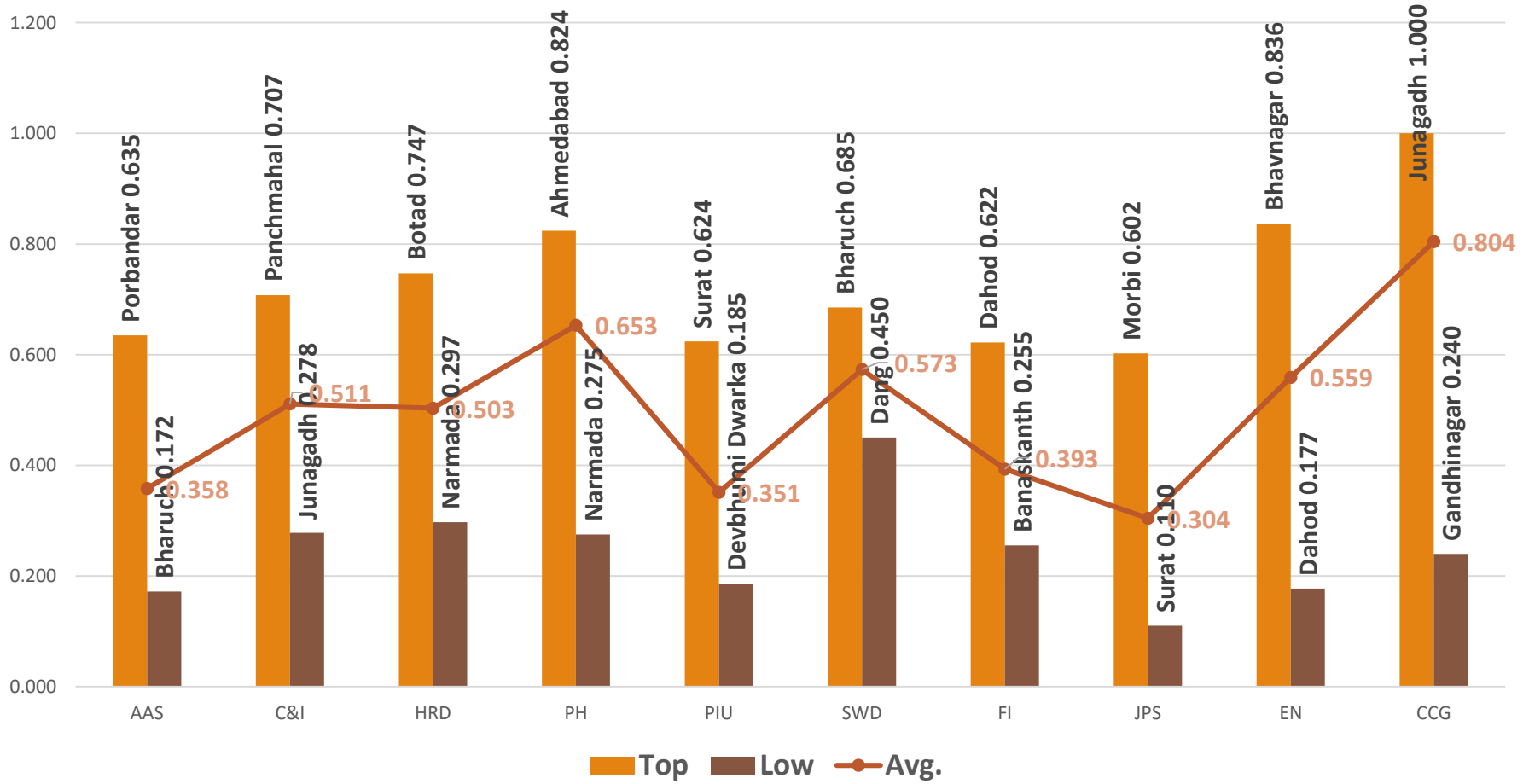
- 18 out of 33 Districts fall within top 5.66 to 5.0 score indicating an **overall better governed District administration**
- **Navsari** tops the composite ranking among all 33 Districts
  - The Social Welfare and Development Sector (ranked # 3) followed by Public Infrastructure and Utilities & Environmental Governance Sector (both ranked # 4) and
  - Public Health Sector and Judiciary & Public Safety Sector (both ranked # 7) propel **Navsari** District to the top ranking District
- **Rajkot, Ahmedabad, Botad** and **Morbi** are the second, third, fourth and fifth ranked Districts among the 33-District composite ranking

# DGGI Gujarat Ranks

#	Sectors	Top Ranking Districts		
		1	2	3
	<b>Overall DGGI Rank</b>	<b>Navsari</b>	<b>Rajkot</b>	<b>Ahmedabad</b>
1.	Agriculture & Allied	Porbandar	Junagadh	Devbhumi Dwarka
2.	Commerce & Industry	Panchmahal	Bharuch	Vadodara
3.	Human Resource Development	Botad	Panchmahal	Bhavnagar
4.	Public Health	Ahmedabad	Dahod	Mahisagar
5.	Public Infrastructure & Utilities	Surat	Ahmedabad	Valsad
6.	Social Welfare & Development	Bharuch	Ahmedabad	Navsari
7.	Financial Inclusion & Empowerment	Dahod	Narmada	Vadodara
8.	Judiciary & Public Safety	Morbi	Devbhumi Dwarka	Gandhinagar
9.	Environment	Bhavnagar	Botad	Rajkot
10.	Citizen Centric Governance	Junagadh	Kheda	Botad



# Sector-wise Score Comparison: Top, Avg. & Bottom







# Thrust Area for Gujarat Model

Districts propelling the Good Governance of the State

- ✓ Social Welfare & Development : 17.8%
  - Baruch, Ahmedabad, Navsari...
  
- ✓ Judiciary & Public Safety : 18.3%
  - Morbi, Devbhumi Dwarka, Gandhinagar...



## Salient Features of Good Governance in Gujarat... (1/3)

All 33 Districts have reported positive growth in milk production & more than 2/3<sup>rd</sup> of Districts have reported positive growth in foodgrain and horticulture production

All the Districts have reported Cropping Intensity of more than 100%

22 Districts reported composite score of more than 90 in District-level Facilitation Committee (DLFC) Index

29 Districts have reported positive growth in Industrial Production

Ahmedabad, Vadodara and Surat Districts are the leading Districts of Gujarat in terms of number of start-ups



## Contd ...(2/3)



Navsari District has reported highest transition rate from Upper Primary to Secondary

All the Districts of the State have reported the trained percentage of more than 90% at ITIs

Total 25 Districts have reported placement ratio of more than 60% of total registrations at Employment Exchanges

27 Districts have more than 80% operational Health & Wellness Centers (HWCs)

31 Districts have reported more than 85% of institutional deliveries

Ahmedabad District has reported highest per capita income from own sources of ULBs and GPs



# Contd ...(3/3)



- 1. Gandhinagar, Surat and Bharuch Districts have reported the highest percentage of construction of houses sanctioned for construction under PMAY – Grameen and Urban
- 2. All the 33 Districts have reported percentage of Aadhaar seeded ration cards of more than 99%
- 3. 25 Districts have reported the coverage of Mid-Day Meal of more than 95% of students
- 4. 29 Districts have reported that more than 85% of water samples are meeting the Quality Standards
- 5. Banaskantha, Sabarkantha and Jamnagar Districts have reported the lowest number of days taken for filing the chargesheets in IPC Crimes
- 6. Total nine Districts have reported 100% grievance redressal registered at Swagat portal



# Success Stories of Gujarat Model... (1/3)

## Har Ghar Jal, Anand:

- Providing tap water in every household has been put on priority
- Has now achieved 100% tap water connections to all households

## Promoting People’s Movements through Jan Bhagidari – SBM(G), Mehsana:

- Mehsana district achieved 1<sup>st</sup> Rank in India consistently in Swachhata Darpan Ranking- I (2016-17), II (2017-18) and III (2018-19) scoring 100% in predefined criteria
- It is among the first Districts (in India) to achieve ODF status on 2nd October 2016



## SWAGAT PORTAL for Redressal of Public Grievances

- SWAGAT provides citizens interface with Chief Minister every last Thursday/ month
- SWAGAT portal has about 10,000 officers mapped on Grievance portal and documented several success stories

**Chief Minister's Office, Gujarat State**  
State Wide Attention on Grievances by Application of Technology  
Chief Minister's Online Grievance Redressal System

- માન. મુખ્યમંત્રીશ્રીના SWAGAT ફરિયાદ નિવારણ કાર્યક્રમમાં સંબંધિત અધિકારીશ્રીઓને અચૂક કમ્પ્લેટ રહેવા માટે
- રાજીવ સ્વાગત કાર્યક્રમ (જાહેરાત)
- તા. 25/05/2023 માન. મુખ્યમંત્રીશ્રીના અધ્યક્ષત્વે ૩૦૦૦ વાગે ચોક્કસ.
- તા. 25/05/2023 ના રોજ સવારે ૯૦૦ થી ૧૧૦૦ દરમિયાન અછત સ્વીકારવામાં આવી.
- જિલ્લા સ્વાગત કાર્યક્રમ (જાહેરાત)
- તા. 25/05/2023 જિલ્લા કોલેક્ટરશ્રીના અધ્યક્ષત્વે સવારે ૧૧૦૦ કલાકથી વધારે ૧૦૦ કલાક સુધે ચોક્કસ.
- ૯૨ મહાનગરો ૧ થી ૧૦૦ થી વધારે સુધે જિલ્લા કોલેક્ટરશ્રીને ઉદ્દેશીને અછત કરવાનો રહેશે.
- તાજિલા સ્વાગત (જાહેરાત) અને ગ્રામ સ્વાગત કાર્યક્રમ (જાહેરાત)
- તા. 24/05/2023 મંત્ર અધિકારીશ્રી/મંત્ર-પત્ની અધિકારીશ્રીના અધ્યક્ષત્વે સવારે ૧૧૦૦ કલાકથી ચોક્કસ.
- ૯૨ મહાનગરો ૧ થી ૧૦૦ થી વધારે સુધે પ્રાંત અધિકારીશ્રી/મંત્ર-પત્નીને ઉદ્દેશીને અછત કરવાનો રહેશે.



# Contd... (2/3)



## State Organ and Tissue Transplant Organization (SOTTO), Gujarat:

- Gujarat leads in Cadaveric Organ Donation & Transplants in the Public sector through a strong ecosystem
- SOTTO Gujarat pivots to assure the most underprivileged have access to expensive life-saving transplant services with priority to women & children

## Project PATHA to Improve Foundational Literacy & Numeracy (FLN) in Mehsana:

- Project 'PATHA' was initiated by the Mehsana District to improve FLN in all 994 elementary schools
- Resulting in increase in number of students getting more than 80% marks from 53,199 (in Dec. 2021) to 58,434 (in Dec. 2022)





# Contd... (3/3)



## Canal Top Solar PV Project:

- India's first 1MW canal-top solar power plant at Chandrasan village near Mehsana
- Generates 1.6 million units of electricity per year



**Sickel Cell Anemia Control Programme:** prevention of death and improving health status and quality of life of patient



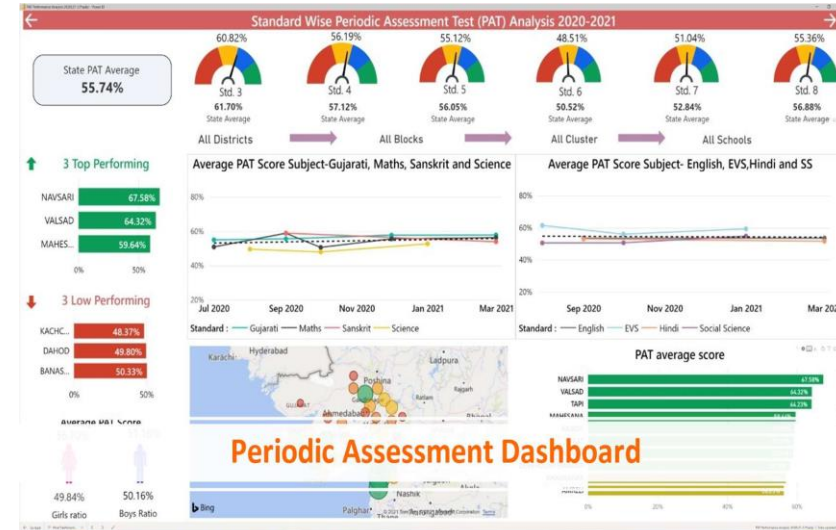
# Recognition of Gujarat Governance Initiatives

## Prime Minister's Awards for Excellence in Public Administration

- Data Driven Real Time Monitoring Model of the Command-and-control Centre for Schools – PM Award (2021)
- Promoting people's movements through Jan Bhagidari SBM (Gramin) – PM Award (2020)

## National Awards for eGovernance

- FotonVR - Virtual Reality in Education, Kachhua Education Services LLP (2020)
- Chemicals4construction (2019)







# DGGI in Other States

➤ DGGI for the following States is in advanced stage of finalization:

- ✓ Arunachal Pradesh
- ✓ Uttar Pradesh

➤ Following States will initiate DGGI:

- ✓ Maharashtra
- ✓ Madhya Pradesh
- ✓ Andhra Pradesh

Sectors	Jammu & Kashmir	Arunachal Pradesh	Uttar Pradesh	Gujarat
Agriculture & Allied Sector	11	5	9	8
Commerce & Industry	5	3	4	5
Human Resource Development	9	11	9	9
Public Health	9	19	9	10
Public Infrastructure & Utilities	6	8	7	6
Financial Inclusion & Empowerment	3	6	4	4
Social Welfare & Development	6	5	10	11
Judiciary & Public Safety	4	7	7	6
Environment	2	0	2	4
Citizen Centric Governance	3	0	7	2
<b>Total</b>	<b>58</b>	<b>64</b>	<b>68</b>	<b>65</b>



## DISTRICT GOOD GOVERNANCE INDEX JAMMU & KASHMIR



Department of Administrative  
Reforms & Public Grievances

Government of  
Jammu & Kashmir

# District Good Governance Index, Jammu & Kashmir

The DGGI of J&K released by Hon'ble Home Minister Shri Amit Shah on 22<sup>nd</sup> January 2022 - the first-ever DGGI for any State/ UT in India

Measures the performance of Districts on 58 indicators under 10 governance sectors

J&K has converted DGGI into a dashboard for real-time monitoring





# Roadmap for DGGI Gujarat...

DGGI to be based as monthly/continuous monitoring tool on a digital portal

A real-time dynamic dashboard with select indicators to be developed to enable regular collation of data sets

Top performing Districts to be incentivized

Enabling implementation of evidence-based strategies for improving governance and service delivery



# Dissemination of Good Governance Practices

**ABHINAV PAHAL – SERIES ON SANSAD TV**

**National Good Governance Webinar Series –**  
presented several Awarded initiatives of Gujarat

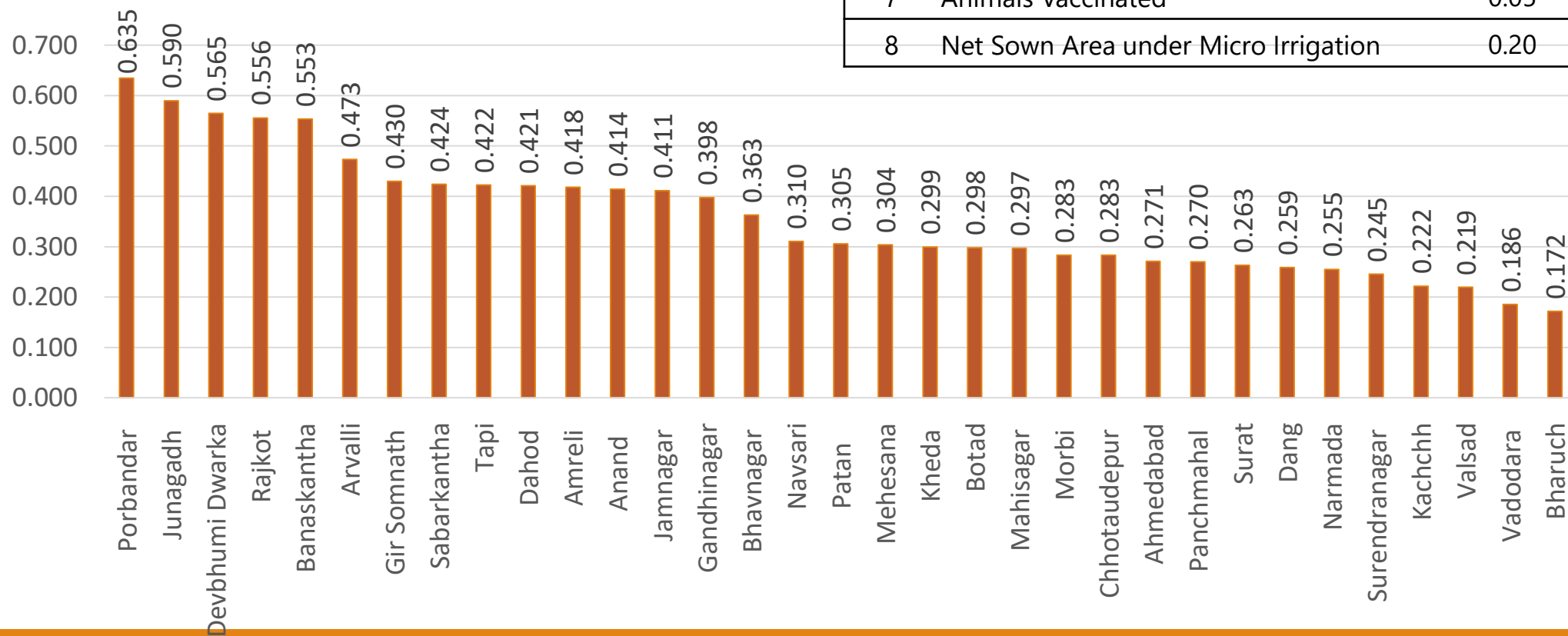
**Regional Conferences on Good Governance -**  
Visakhapatnam

**Documentation and Films** under the theme VIKSIT  
BHARAT

# THANK YOU



# AGRICULTURE & ALLIED SECTOR



#	Indicators	Weight
1	Economic Efficiency for Agriculture Land Use	0.30
2	Growth of Food Grains Production	0.05
3	Growth of Horticulture Produce	0.10
4	Growth of Milk Production	0.10
5	Agri. Mandis Enrolled in e-Market	0.05
6	Cropping Intensity	0.15
7	Animals Vaccinated	0.05
8	Net Sown Area under Micro Irrigation	0.20

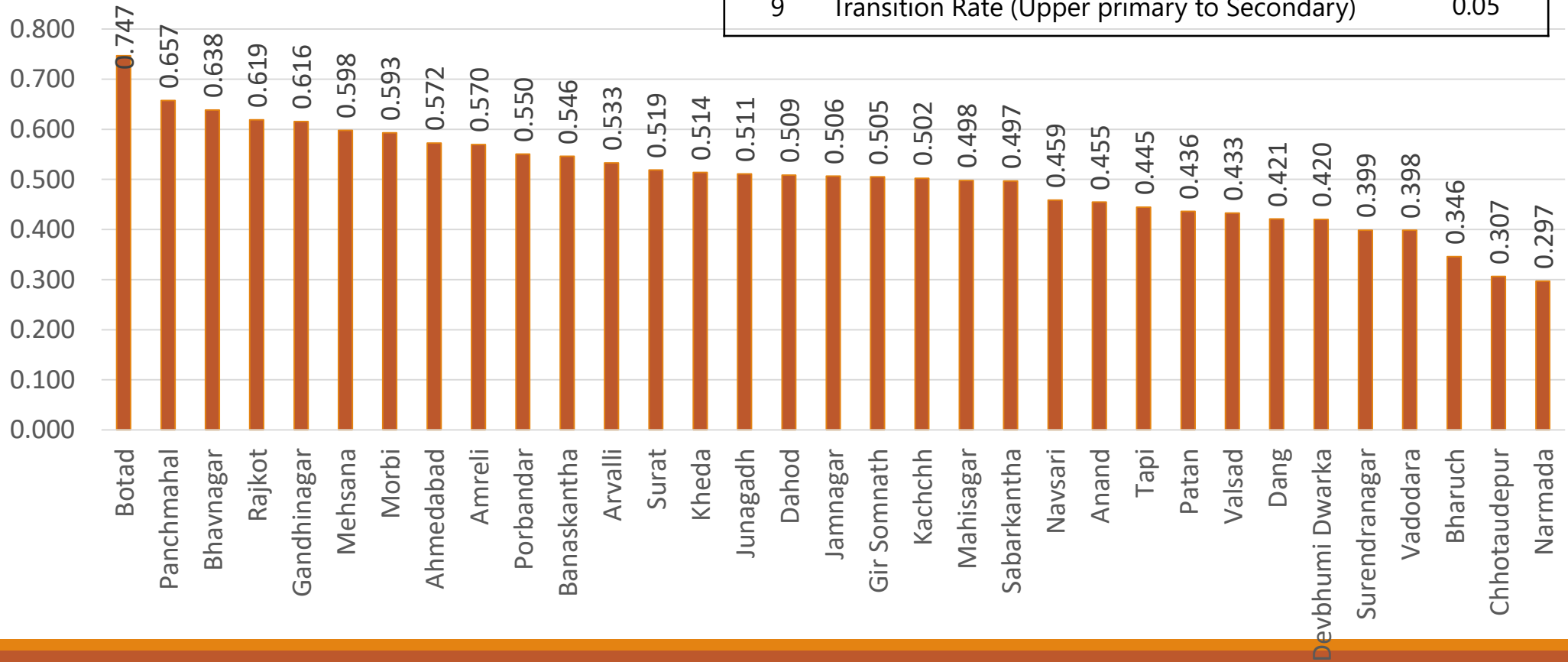
# COMMERCE & INDUSTRY SECTOR



#	Indicators	Weight
1	DLFC Index	0.40
2	Growth of Industrial Production (GVA)	0.20
3	Entrepreneurship Spirit	0.10
4	Increase in Number of Tax Payers Registered under GST	0.20
5	Start-up Environment	0.10

# HUMAN RESOURCE DEVELOPMENT SECTOR

#	Indicators	Weight
1	Quality of Education	0.30
2	Retention Rate at Elementary School Level	0.05
3	Gender Parity	0.10
4	Enrolment Ratio of SC & ST	0.10
5	Skill Trainings Imparted	0.05
6	ITI Students Trained for All Courses	0.05
7	Placement Ratio	0.10
8	Schools with Access to Computers for Pedagogical Purposes / Working Computers	0.20
9	Transition Rate (Upper primary to Secondary)	0.05



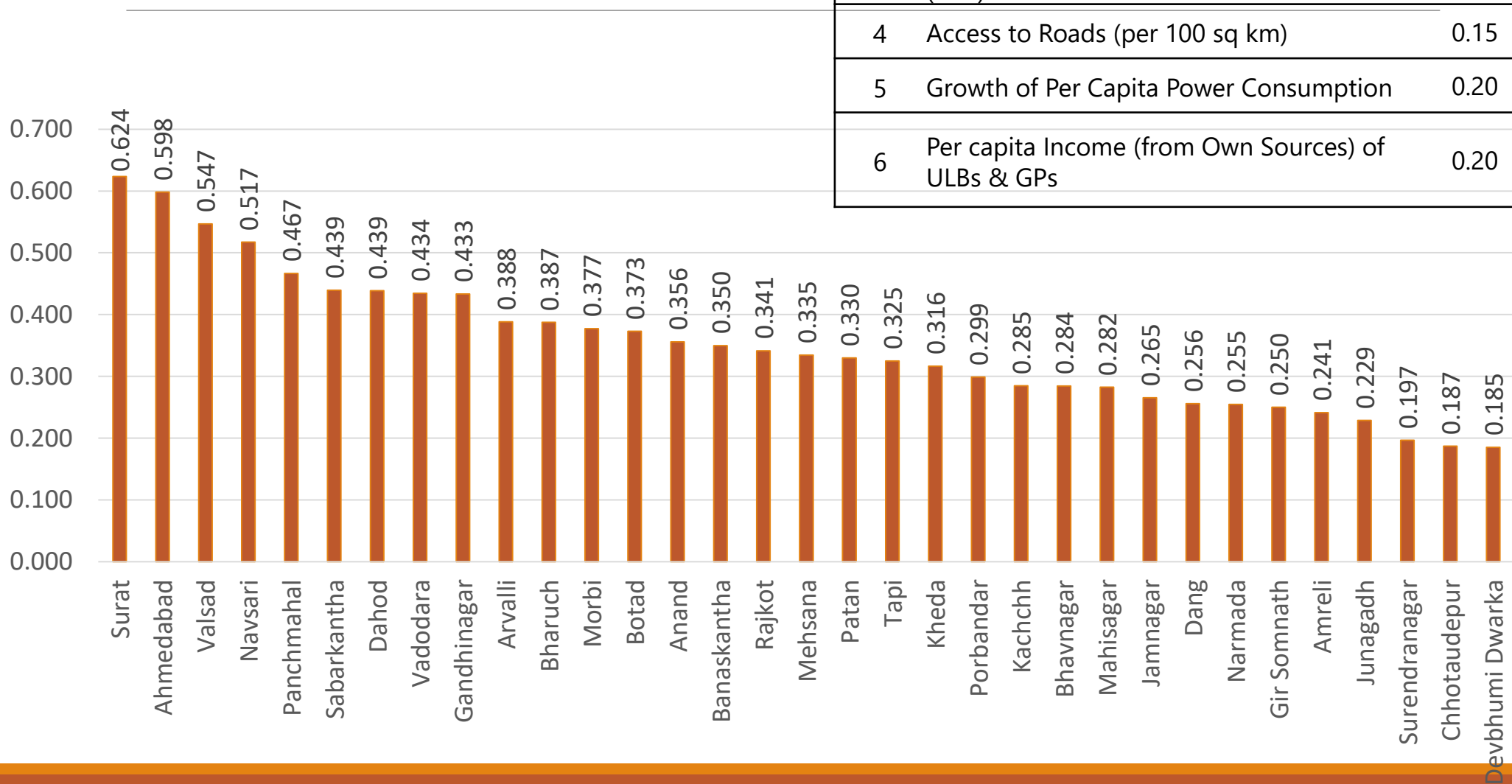


## PUBLIC HEALTH SECTOR



#	Indicators	Weight
1	Operationalization of Health and Wellness Centres	0.10
2	Maternal Mortality Rate (MMR)	0.20
3	Infant Mortality Rate (IMR)	0.20
4	Immunisation Achievement	0.10
5	No. of Hospital Beds per 1 Lakh Population	0.10
6	Institutional Delivery	0.10
7	% of Children aged under 5 years who are Underweight	0.05
8	% of pregnant women (aged 15-49) years who are anemic	0.05
9	% of woman who took Full ANC check-up out of total pregnant woman	0.05
10	% of woman who took post natal check-up between 48 hrs and 14 days of delivery	0.05

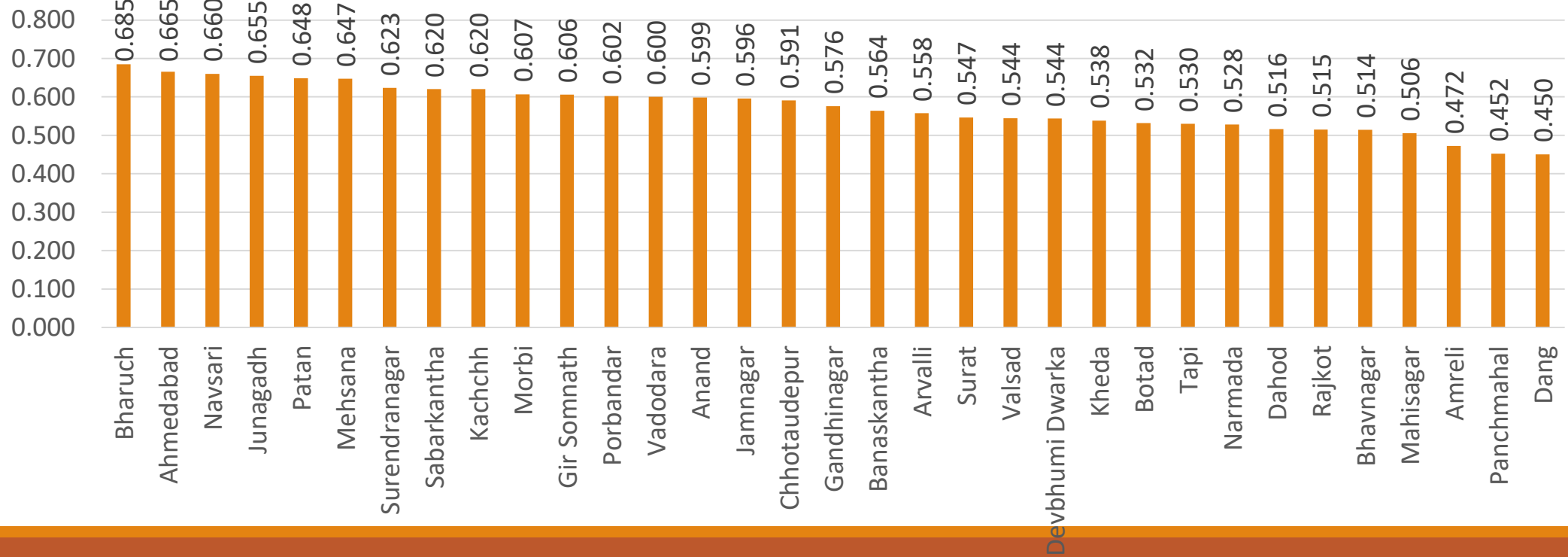
# PUBLIC INFRASTRUCTURE & UTILITIES SECTOR



#	Indicators	Weight
1	Additional Water Storage Capacity Created	0.15
2	Connectivity to Rural Habitation	0.15
3	Increase in Access to Clean Cooking Fuel (LPG)	0.15
4	Access to Roads (per 100 sq km)	0.15
5	Growth of Per Capita Power Consumption	0.20
6	Per capita Income (from Own Sources) of ULBs & GPs	0.20

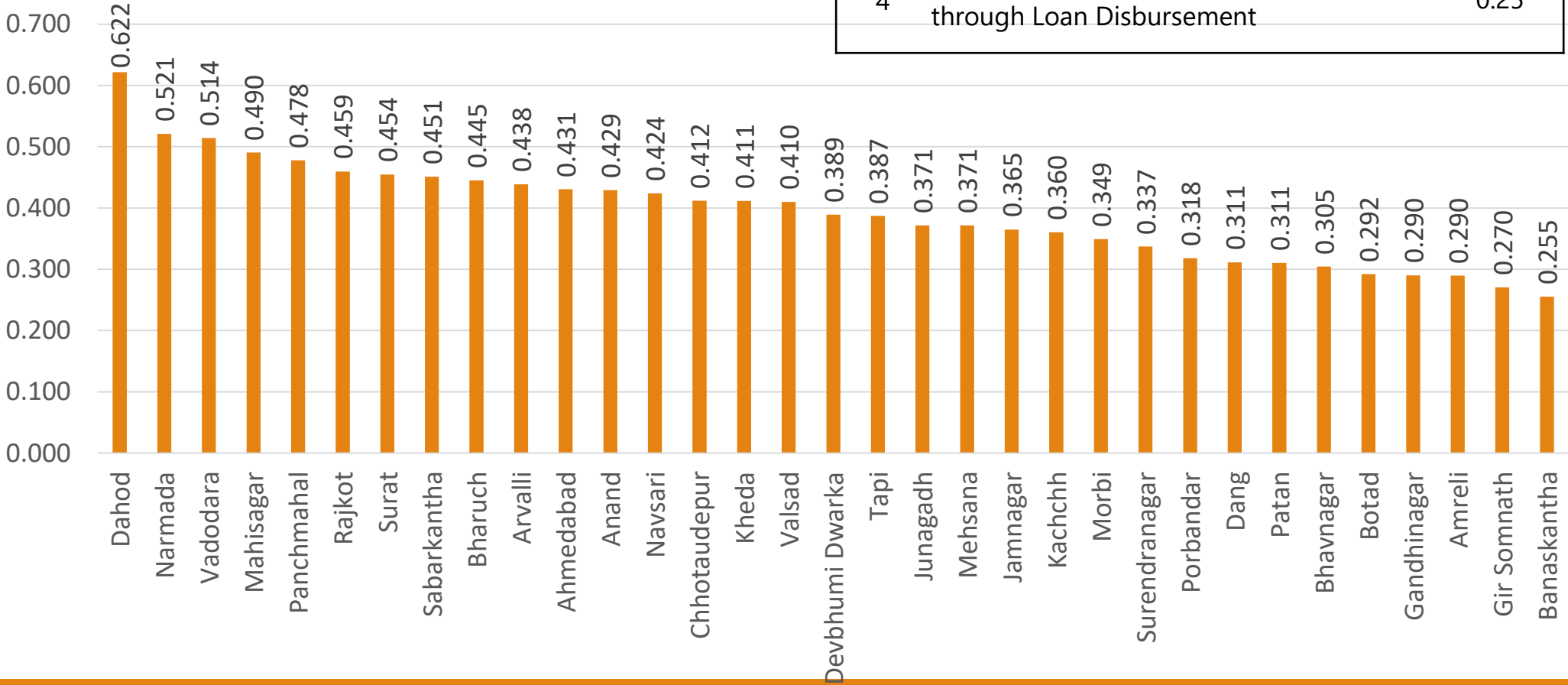
# SOCIAL WELFARE & DEVELOPMENT SECTOR

#	Indicators	Weight
1	Economic Empowerment of Women through Property Registration	0.05
2	Banking outlets per 100,000 population	0.10
3	Sex Ratio at Birth	0.10
4	Health Insurance Coverage	0.10
5	Rural Employment Guarantee	0.10
6	Housing for All (PMAY (RURAL + URBAN))	0.10
7	Aadhaar seeded Ration Cards	0.05
8	Total number of players registered under Khel Maha Kumbh	0.05
9	Achievement in Offtake of Foodgrain	0.10
10	Number of Children under MDM	0.10
11	Multi Poverty Index	0.15

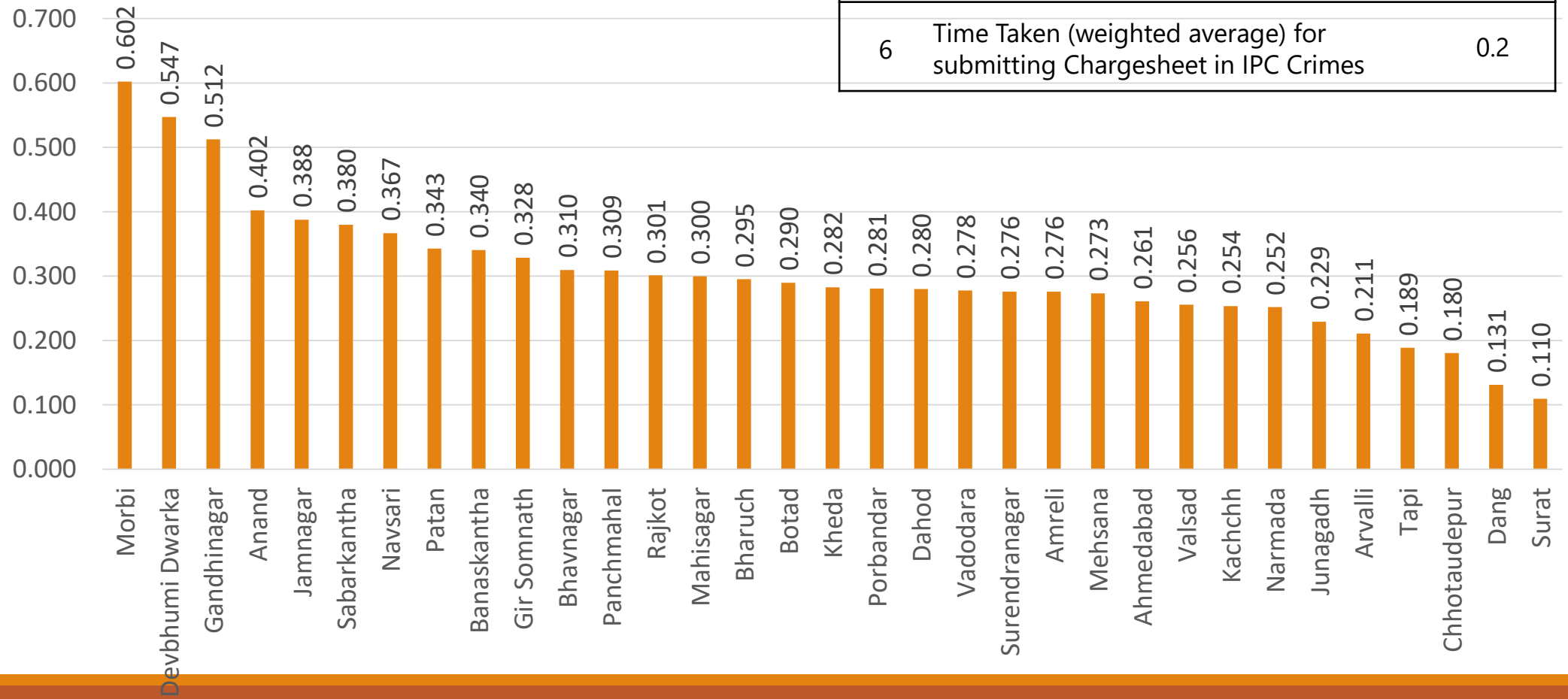


# FINANCIAL INCLUSION & EMPOWERMENT SECTOR

#	Indicators	Weight
1	Disbursement in Priority Sector Lending	0.25
2	Disbursement of Mudra Loan	0.25
3	Economic Empowerment of Weaker Sections	0.25
4	Economic Empowerment of Women through Loan Disbursement	0.25



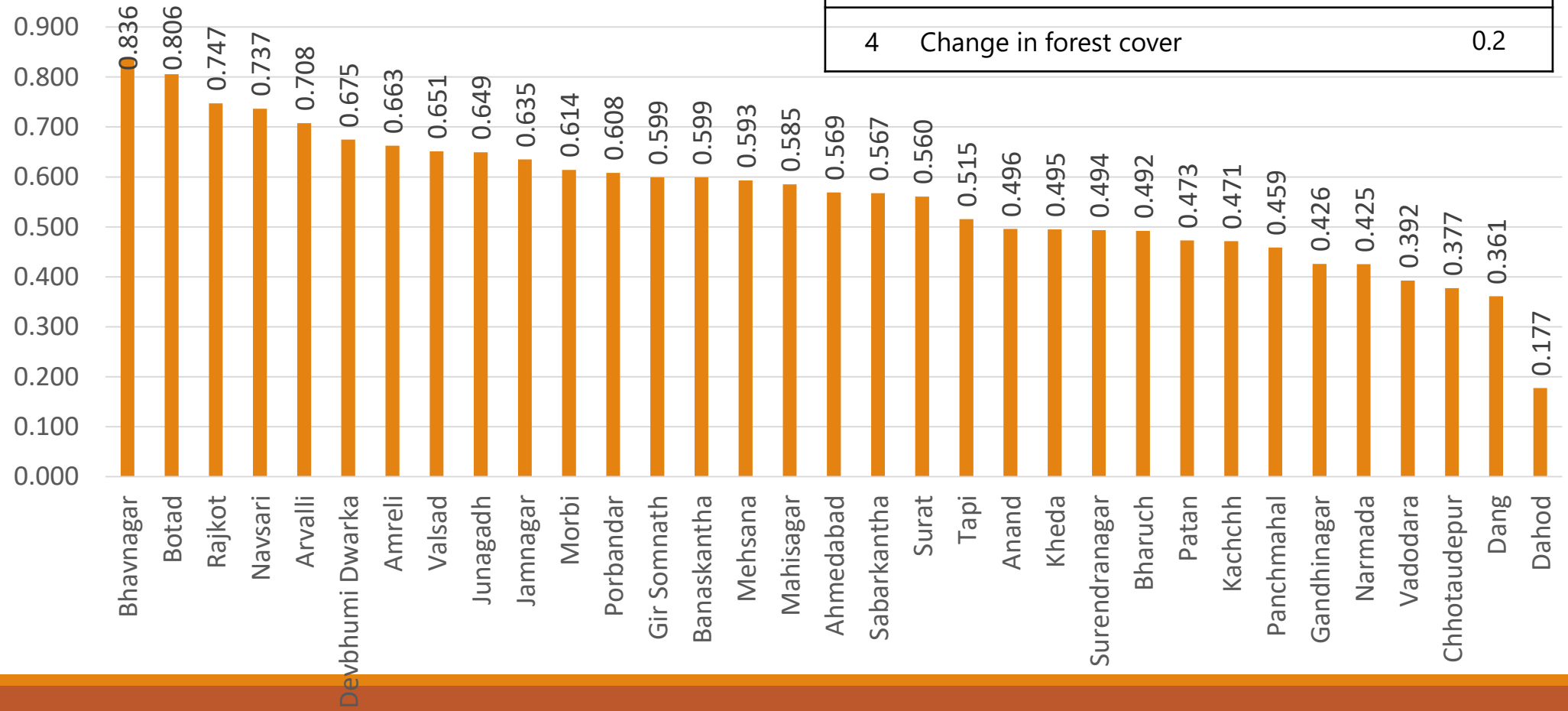
# JUDICIARY & PUBLIC SAFETY SECTOR



#	Indicators	Weight
1	Conviction Rate in IPC Offences (19A.6SCRB)	0.25
2	Disposal of SC & ST atrocity cases	0.2
3	Disposal of Court Cases - Civil (NJG)	0.1
4	Court Disposal of IPC Crimes (18A.2-SCRB)	0.15
5	Disposal of Cases by Consumer Courts	0.1
6	Time Taken (weighted average) for submitting Chargesheet in IPC Crimes	0.2

# ENVIRONMENT SECTOR

#	Indicators	Weight
1	Average Rise/Drop in Water Table in Ground Water Sources	0.3
2	Water Sample meeting the Quality Standards	0.2
3	Proportion of Waste Recycled Vs. Waste Generated	0.3
4	Change in forest cover	0.2



# CITIZEN CENTRIC GOVERNANCE SECTOR

#	Indicators	Weight
1	Grievance Redressal Status (SWAGAT)	0.5
2	Positive Disposal Rate under all Services of Digital Gujarat	0.5

